

Prices of NR in ANRPC Member Countries

1. India

2007	Kottayam			
	RSS 4		RSS 5	
	Rs/kg	US cents/kg	Rs/kg	US cents/kg
October				
29	98.75	249.94	96.50	244.24
30	98.25	249.49	96.00	243.78
31	97.75	248.10	95.50	242.39
November				
1		n.t.		n.t.
2	98.00	249.24	96.00	244.15
3	98.50	250.19	96.50	245.11

Note: n.t. = no transaction

Source: The Rubber Board of India

2. Indonesia

2007	Medan			Padang	
	Slab		SIR 20	Slab	
	Rp/kg	US cents/kg	US cents/kg	Rp/kg	US cents/kg
October					
29	19000	208.81	n.a.	18400	202.22
30	19100	209.57	235.25	18500	202.98
31	19100	209.82	237.25	18500	203.23
November					
1	n.a	n.a	n.a	n.a	n.a
2	n.a	n.a	n.a	n.a	n.a
3	n.a	n.a	n.a	n.a	n.a

n.a. : Not available

Source: GAPKINDO, Indonesia

3. Malaysia

i) FOB (Closing Prices)

2007	Kuala Lumpur	
	SMR 20 (Buyers)	
	Sen/kg	US cents/kg
October		
29	783.00	236.90
30	778.50	235.25
31	776.50	235.00
November		
1	783.50	237.65
2	786.50	237.45

ii) Farmgate Latex Price, in sen/kg (100% drc)

2007 October	North		Central		South	
	High	Low	High	Low	High	Low
29	628	628	635	600	655	610
30	632	623	640	600	655	610
31	632	623	645	600	660	615
November						
1	632	620	645	600	663	615
2	632	620	645	600	663	615

Note : North : Kedah, Pulau Pinang and Perak

Central : Negeri Sembilan

South : Melaka and Johor

Source: Malaysian Rubber Board

4. Singapore (Noon Prices)

2007 October	Singapore			
	RSS 1 ¹		RSS 3 ³	
	S cents/kg	US cents/kg	S cents/kg	US cents/kg
29	364.25	250.93	361.00	248.69
30	362.75	250.00	362.50	249.83
31	362.50	250.26	362.50	250.26
November	RSS 1 ²		RSS 3 ³	
	S cents/kg	US cents/kg	S cents/kg	US cents/kg
1	369.25	254.66	366.75	252.93
2	371.50	256.31	370.25	255.45

Note: ¹ Prices pertain to November 2007

² Prices pertain to December 2007

³ Physical (Buyers)

Source: Singapore Commodity Exchange (SICOM)

Source of exchange rate: The Wall Street Journal (Telerate)

5. Sri Lanka

2007 October	Colombo					
	RSS 1		RSS 2		RSS 3	
	Rs/kg	US cents/kg	Rs/kg	US cents/kg	Rs/kg	US cents/kg
30	268.00	241.99	n.a.	n.a.	264.00	238.37
November 1	265.00	239.28	260.75	235.44	259.25	234.09

Note: n.a. = not available

Source: Rubber Development Department, Sri Lanka

6. Thailand

2007 October	Bangkok (FOB)				Hat Yai (Local)	
	RSS 3		STR 20		USS 3	
	Baht/kg	US cents/kg	Baht/kg	US cent/kg	Baht/kg	US cents/kg
29	83.00	243.44	80.25	235.37	78.38	229.89
30	83.00	244.12	80.60	237.06	78.50	230.88
31	83.90	246.69	80.60	236.99	78.69	231.37
November 1	84.65	249.45	80.75	237.95	80.28	236.57
2	85.65	251.87	81.30	239.08	80.09	235.52

Source: Rubber Research Institute of Thailand

Figure 1: Weekly Average Prices of RSS (US cents/kg)

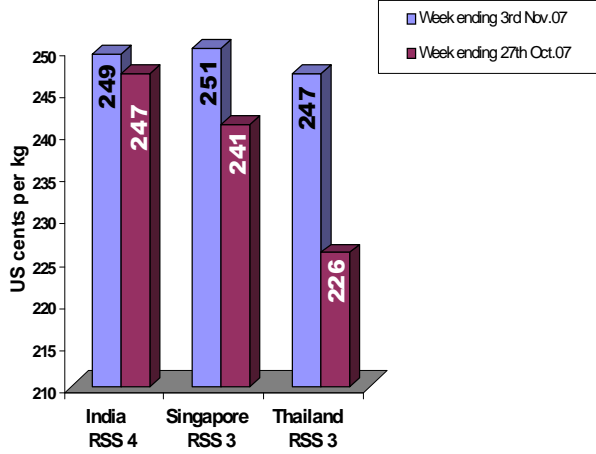


Figure 2: Monthly Average Prices of RSS (US cents/kg)

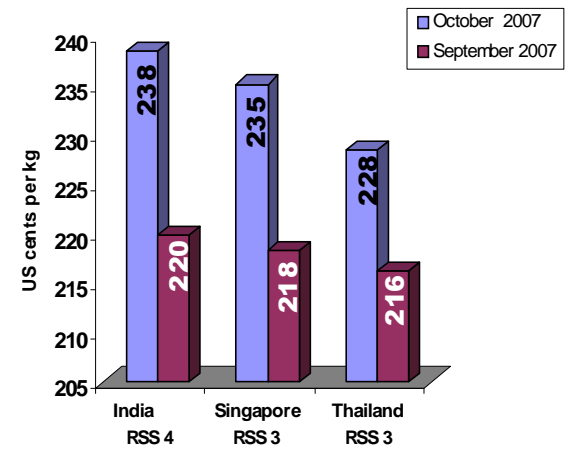


Figure 3: Weekly Average Prices of TSR 20 (US cents/kg)

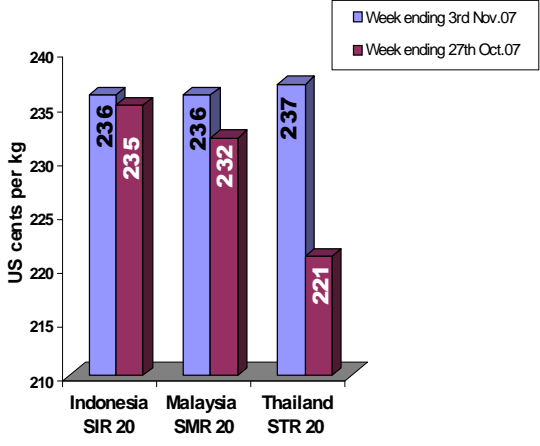


Figure 4: Monthly Average Prices of TSR (US cents/kg)

